

# Building a new version of MDT

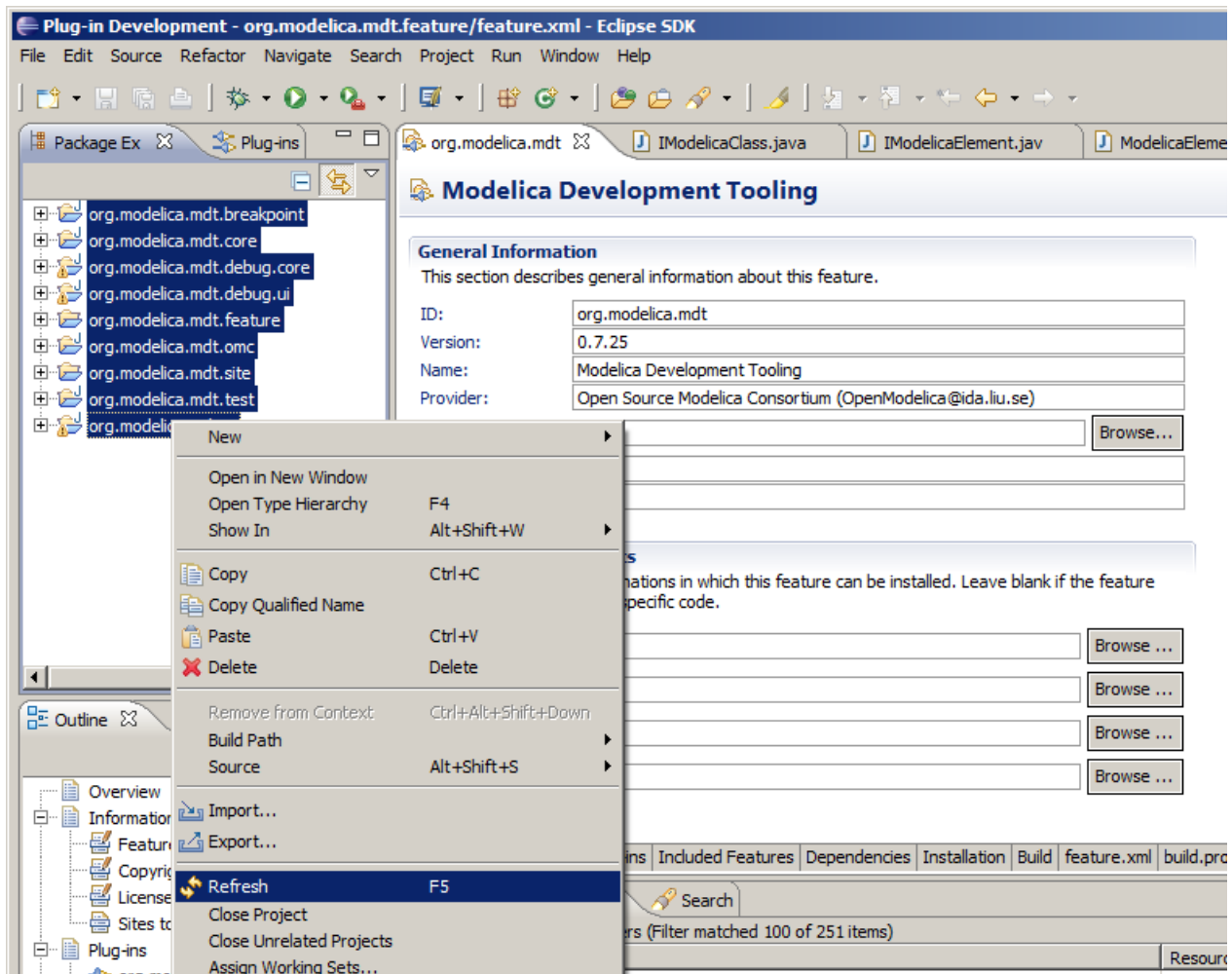
[Adrian.Pop@liu.se](mailto:Adrian.Pop@liu.se)

2012-05-17

## Update your subversion

<https://openmodelica.org/svn/MDT/trunk>

## Refresh all your projects (the workspace)





## Open the org.modelica.mdt.feature project feature.xml file

The screenshot shows the Eclipse IDE interface for editing a feature.xml file. The main editor displays the 'Modelica Development Tooling' feature configuration. The 'Overview' tab is selected, showing a table of general information and a list of supported environments. The 'Feature Content' section provides a detailed description of the feature's structure and content. The 'Exporting' and 'Publishing' sections offer instructions for packaging and distributing the feature.

**General Information**  
This section describes general information about this feature.

ID:	org.modelica.mdt
Version:	0.7.25
Name:	Modelica Development Tooling
Provider:	Open Source Modelica Consortium (OpenModelica@ida.li)
Branding Plug-in:	<input type="text"/> Browse...
Update Site URL:	<input type="text"/>
Update Site Name:	<input type="text"/>

**Supported Environments**  
Specify environment combinations in which this feature can be installed. Leave blank if the feature does not contain platform-specific code.

Operating Systems:	<input type="text"/> Browse ...
Window Systems:	<input type="text"/> Browse ...
Languages:	<input type="text"/> Browse ...
Architecture:	<input type="text"/> Browse ...

**Feature Content**  
The content of the feature is made up of five sections:

- Information:** holds information about this feature, such as description and license.
- Plug-ins:** lists the plug-ins that make up this feature.
- Included Features:** lists the features that are included in this feature.
- Dependencies:** lists other features and plug-ins required by this feature when installed.
- Installation:** sets advanced installation options, declares an optional install handler and non-plugin data in a feature.

**Exporting**  
To export the feature:

- [Synchronize](#) versions of contained plug-ins and fragments with their version in the workspace
- Specify what needs to be packaged in the feature archive on the [Build Configuration](#) page
- Export the feature in a format suitable for deployment using the [Export Wizard](#)

**Publishing**  
To publish the feature on an update site:

- Create an [Update Site Project](#)
- Use the site editor to add the feature to the site, and build the site

**Overview** | Information | Plug-ins | Included Features | Dependencies | Installation | Build | feature.xml | build.properties

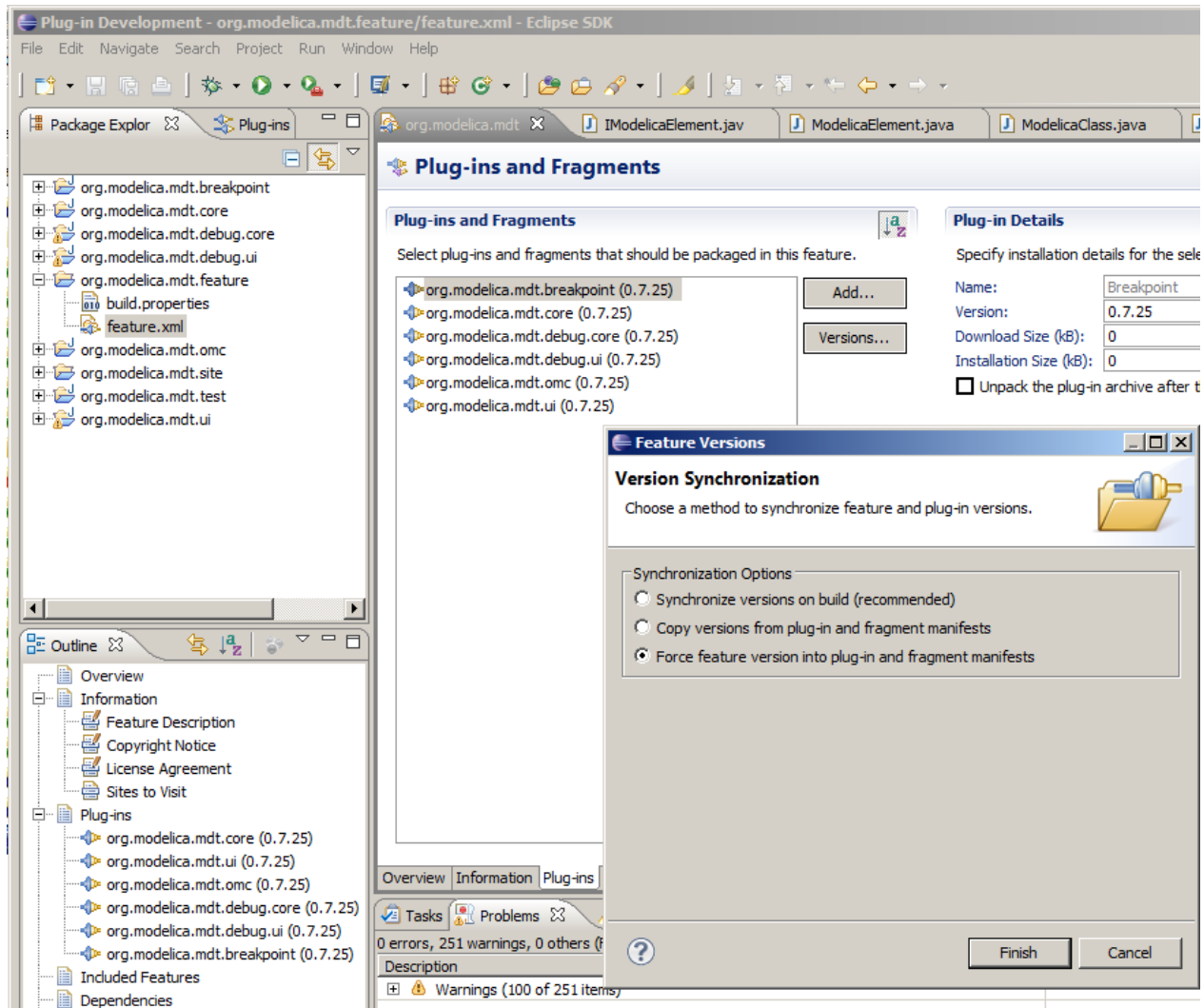
0 errors, 251 warnings, 0 others (Filter matched 100 of 251 items)

Description	Resource	Path	Lo
Warnings (100 of 251 items)			

The tab Overview should be selected.

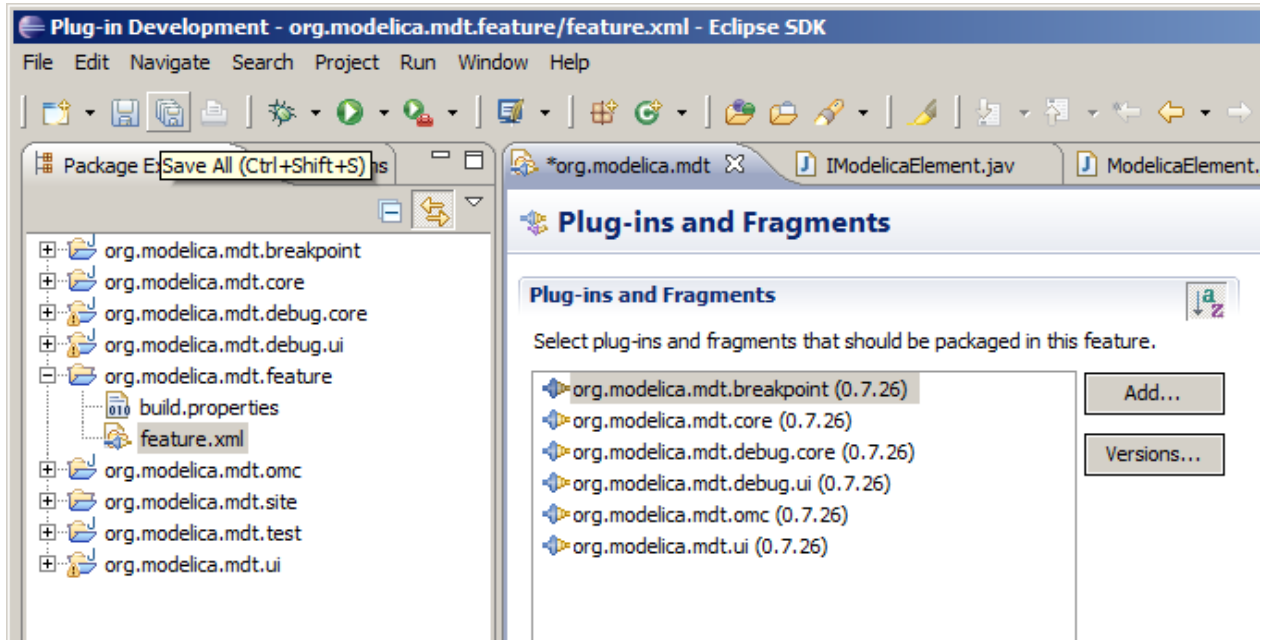


## Click on Plug-ins tab and then Versions



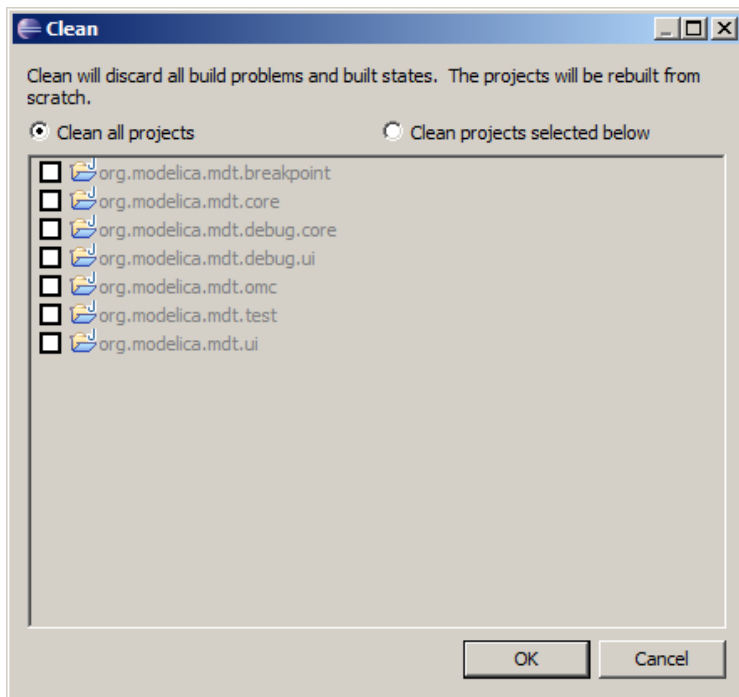
Have “Force feature version into plug-in and fragment manifests” selected, and then click Finish.

## Save all files



Now the versions have changed in all plug-ins.

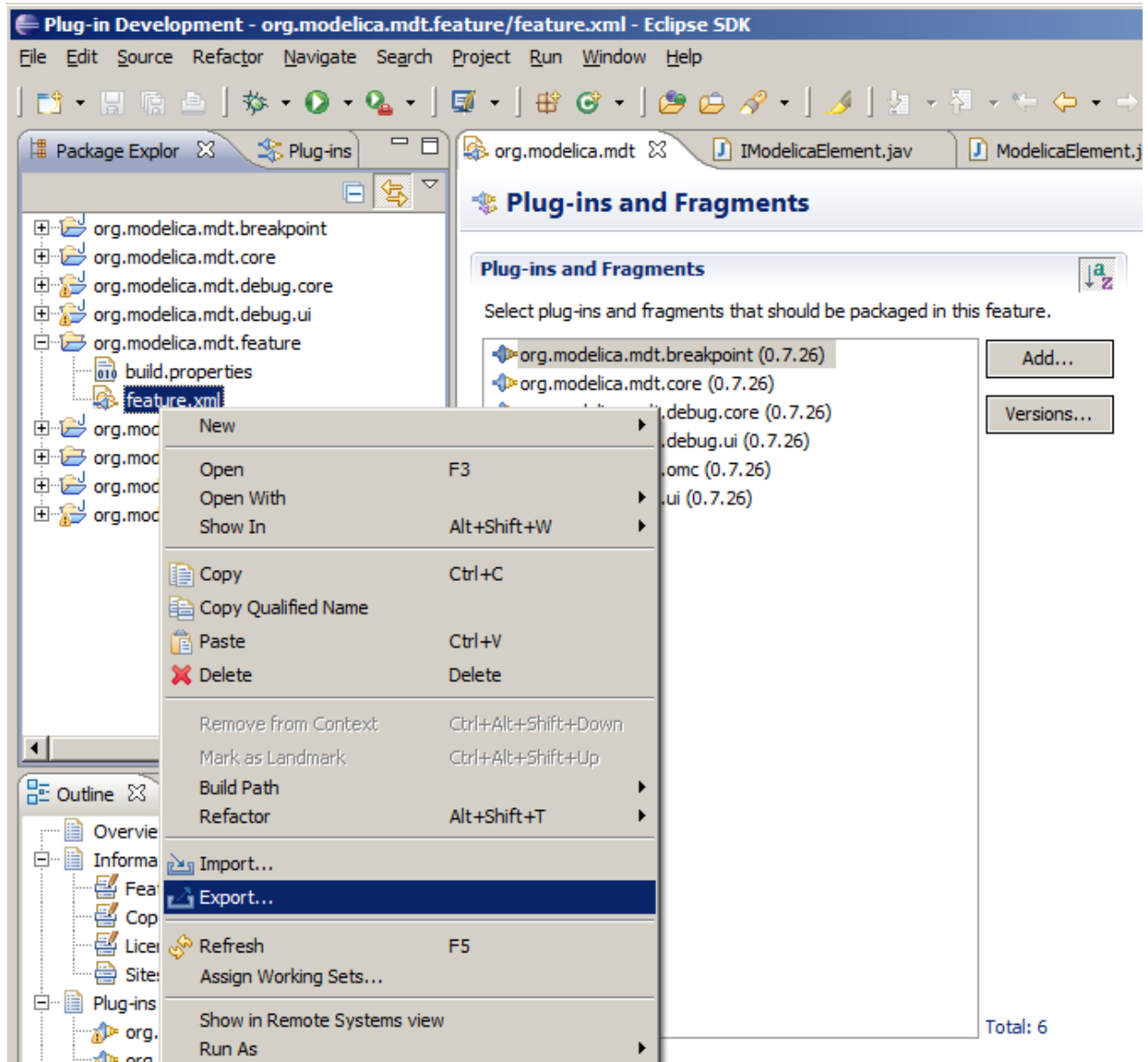
## Clean all projects again (Project->Clean) to rebuild them



Note that Project->Build Automatically should be checked!

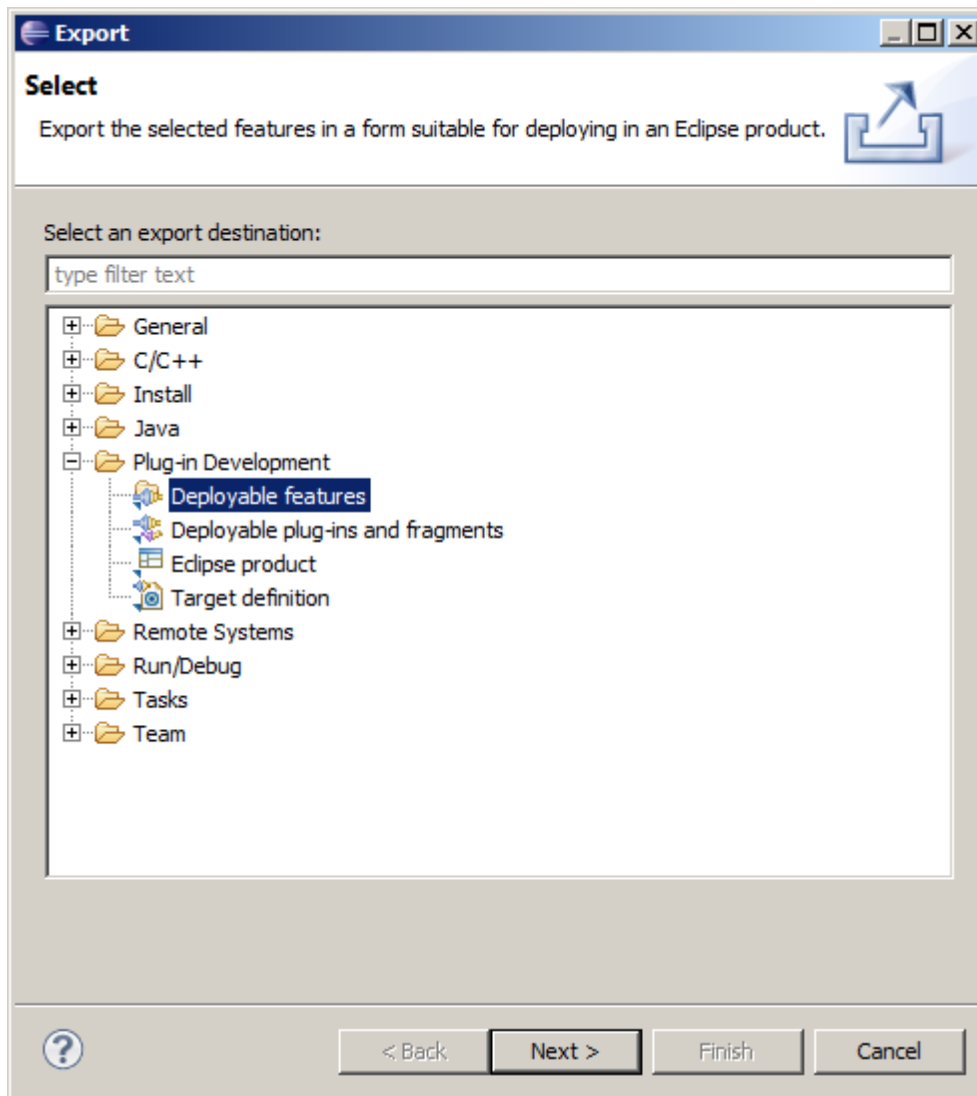
See that there are no errors in the Problems view.

## Export the feature



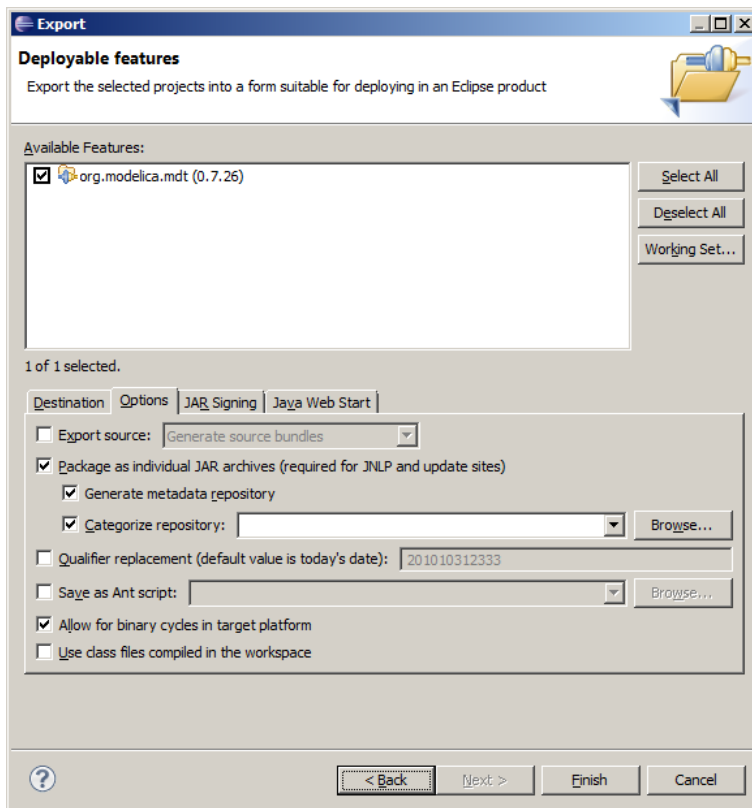
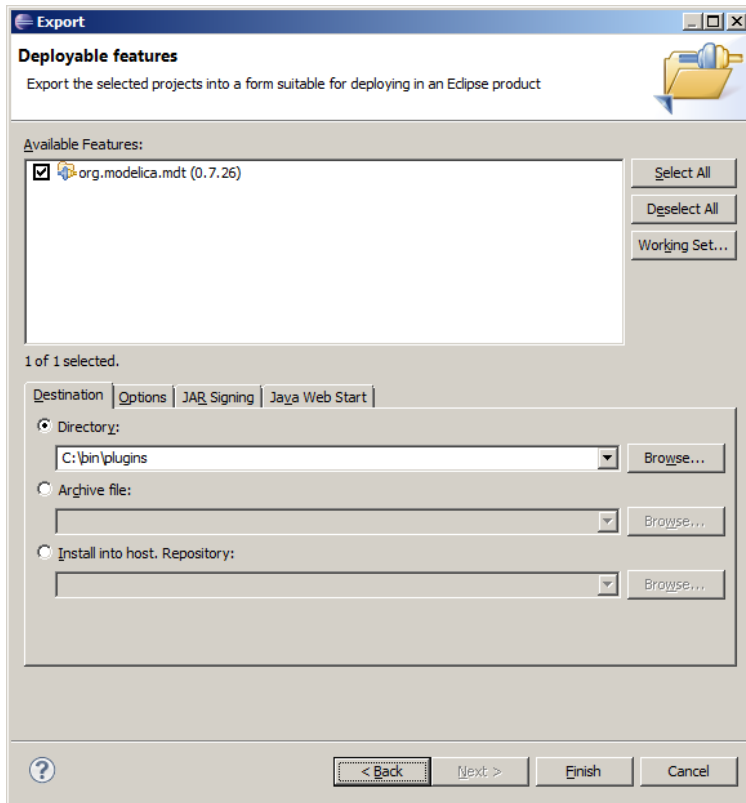
Right click on feature.xml, say Export.

## Select Deployable features

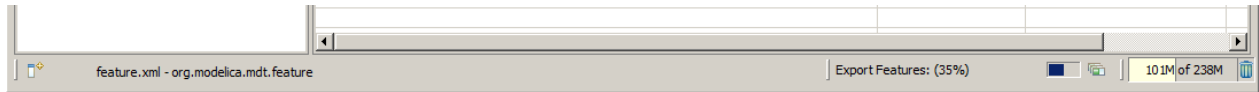


Then click Next and select Directory and set the path where you want them exported and the Options.



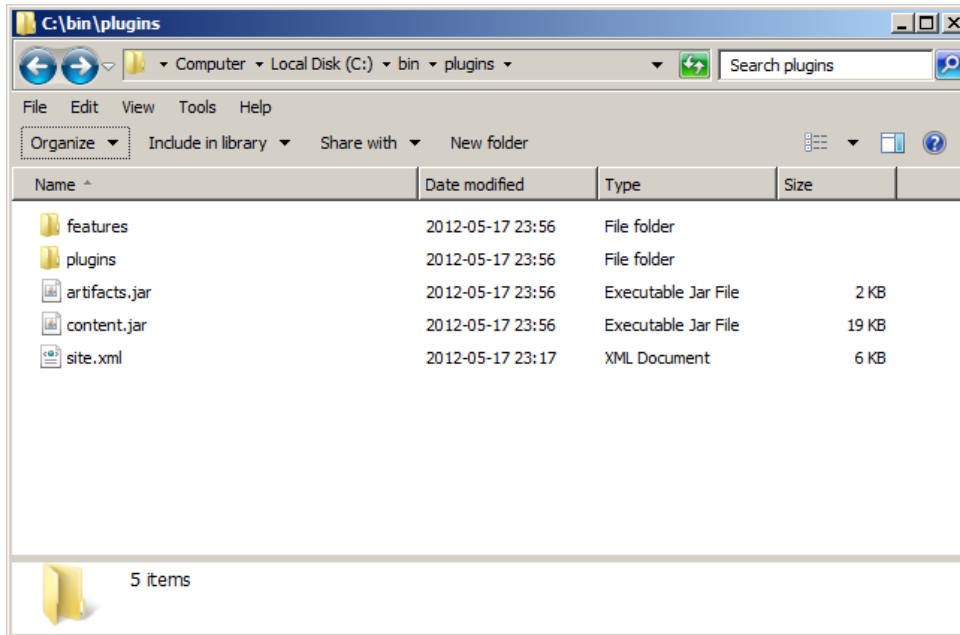


Now click Finish.

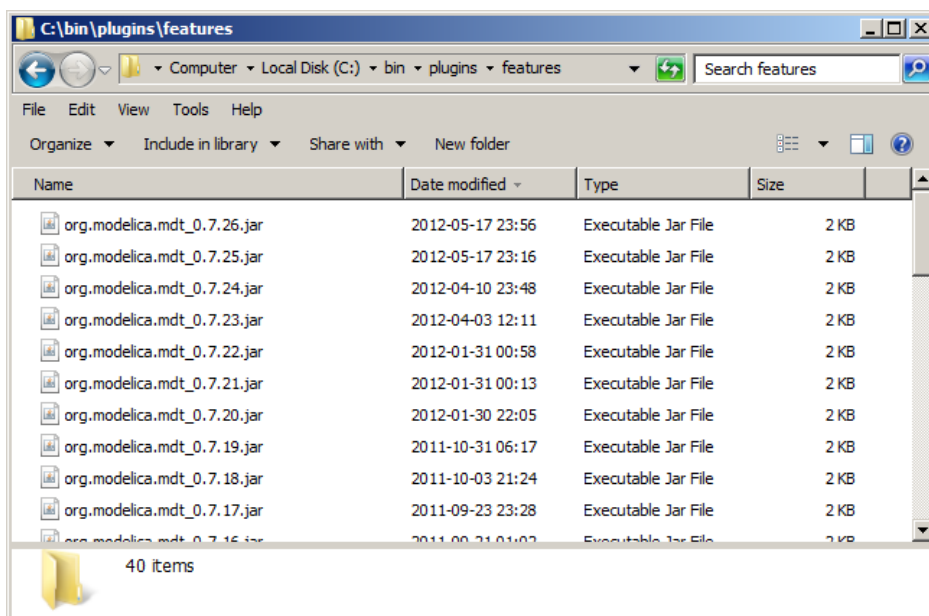


Eclipse is exporting Features, you can see it on the status bar. Close Eclipse when this is done.

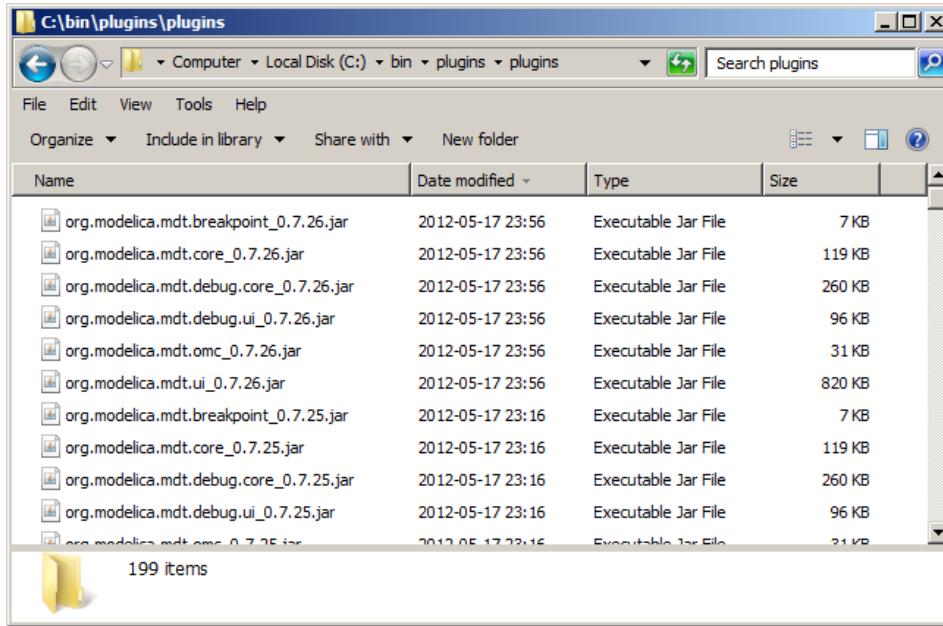
## The exported Features directory



Looks like this with features and plugins directory.

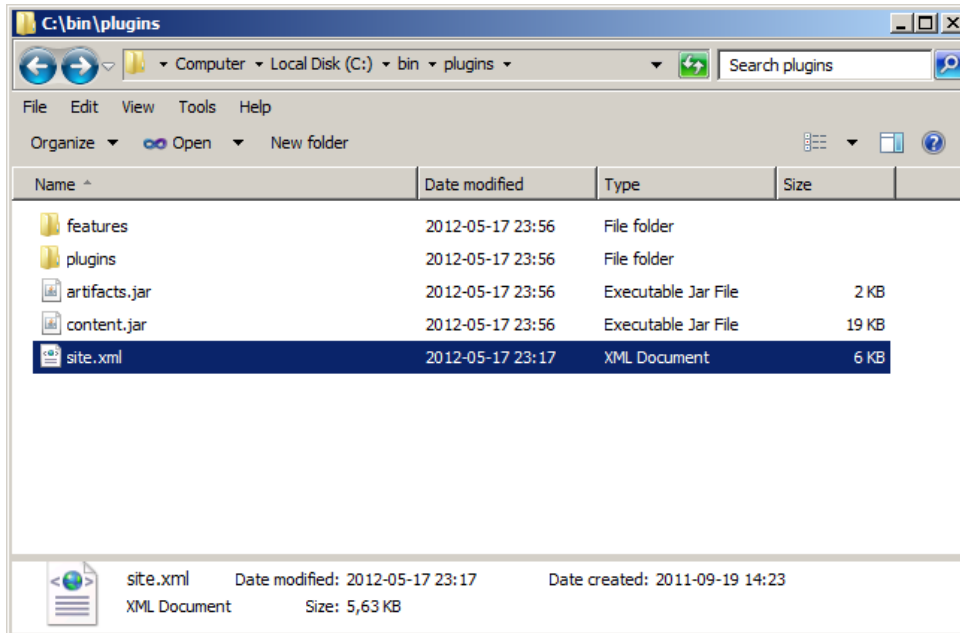


The new feature version 0.7.26 is now present.



All the new plugins for version 0.7.26 are now present.

## Edit site.xml and add the new feature version



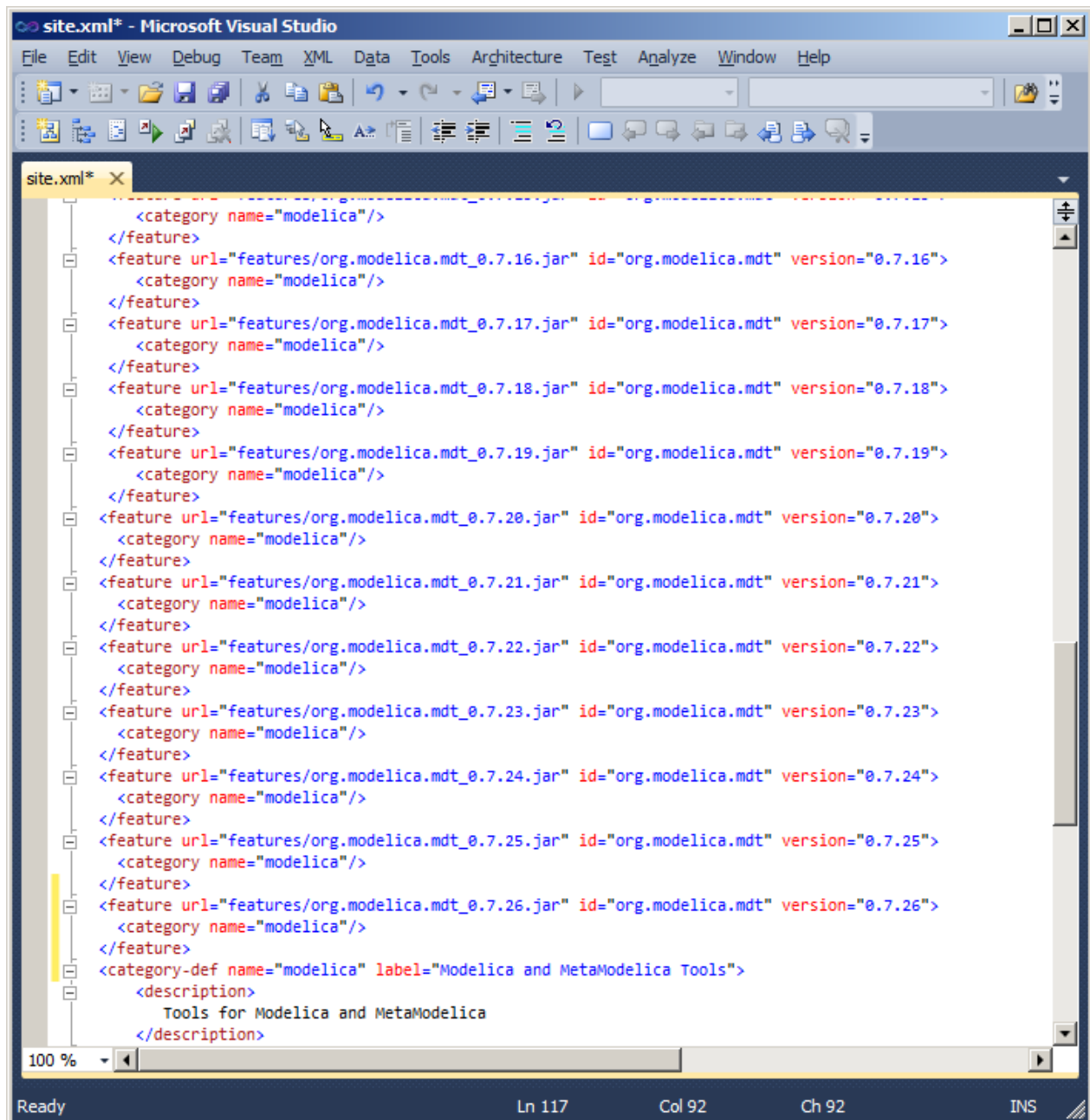
Copy the last one and paste it and change the version number.

```
site.xml* - Microsoft Visual Studio
File Edit View Debug Team XML Data Tools Architecture Test Analyze Window Help
site.xml* X
<feature>
  <category name="modelica"/>
</feature>
<feature url="features/org.modelica.mdt_0.7.16.jar" id="org.modelica.mdt" version="0.7.16">
  <category name="modelica"/>
</feature>
<feature url="features/org.modelica.mdt_0.7.17.jar" id="org.modelica.mdt" version="0.7.17">
  <category name="modelica"/>
</feature>
<feature url="features/org.modelica.mdt_0.7.18.jar" id="org.modelica.mdt" version="0.7.18">
  <category name="modelica"/>
</feature>
<feature url="features/org.modelica.mdt_0.7.19.jar" id="org.modelica.mdt" version="0.7.19">
  <category name="modelica"/>
</feature>
<feature url="features/org.modelica.mdt_0.7.20.jar" id="org.modelica.mdt" version="0.7.20">
  <category name="modelica"/>
</feature>
<feature url="features/org.modelica.mdt_0.7.21.jar" id="org.modelica.mdt" version="0.7.21">
  <category name="modelica"/>
</feature>
<feature url="features/org.modelica.mdt_0.7.22.jar" id="org.modelica.mdt" version="0.7.22">
  <category name="modelica"/>
</feature>
<feature url="features/org.modelica.mdt_0.7.23.jar" id="org.modelica.mdt" version="0.7.23">
  <category name="modelica"/>
</feature>
<feature url="features/org.modelica.mdt_0.7.24.jar" id="org.modelica.mdt" version="0.7.24">
  <category name="modelica"/>
</feature>
<feature url="features/org.modelica.mdt_0.7.25.jar" id="org.modelica.mdt" version="0.7.25">
  <category name="modelica"/>
</feature>
<category-def name="modelica" label="Modelica and MetaModelica Tools">
  <description>
    Tools for Modelica and MetaModelica
  </description>
</category-def>
</site>
```

100 %

Ready Ln 114 Col 1 Ch 1 INS

**Remember to change in BOTH PLACES! 0.7.25.jar and version="0.7.25"!**



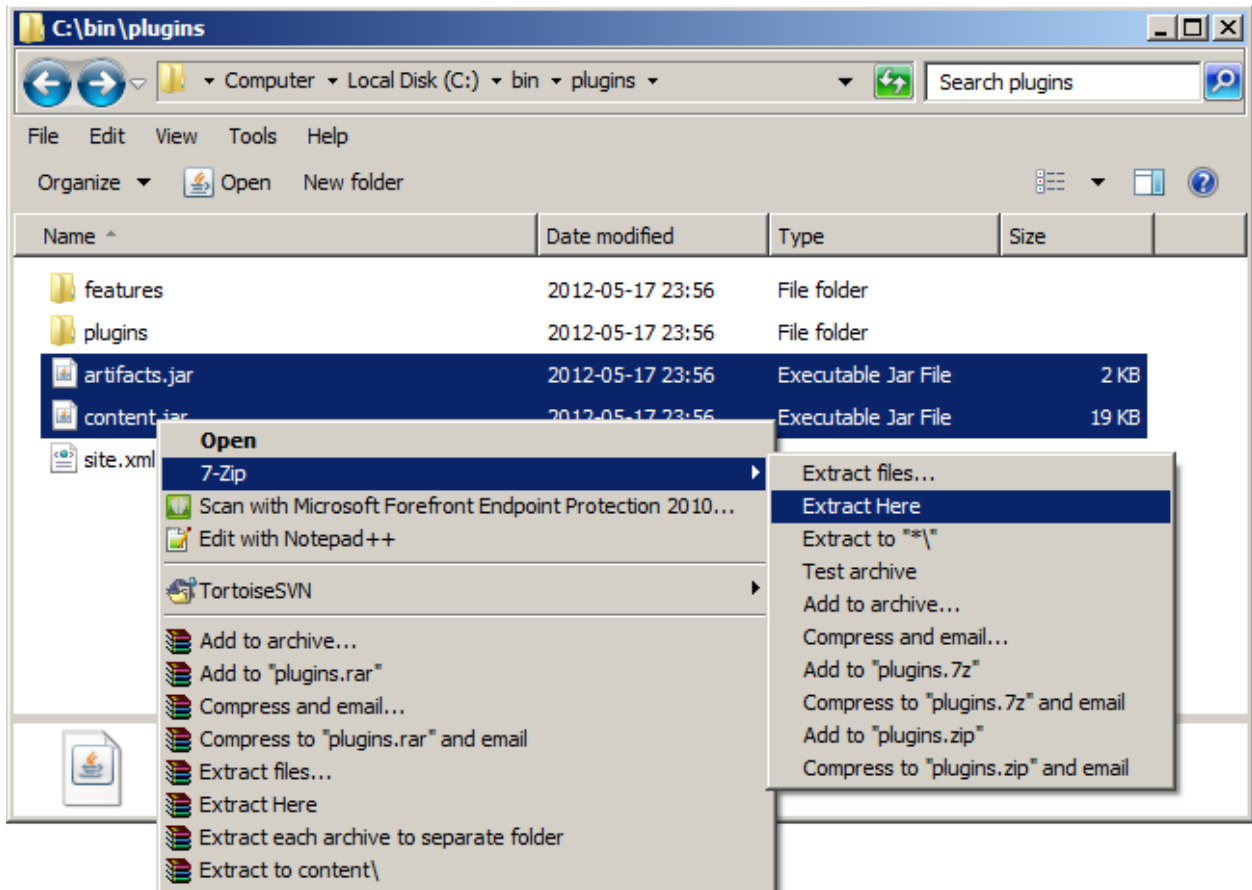
The image shows a screenshot of the Microsoft Visual Studio IDE. The title bar reads "site.xml\* - Microsoft Visual Studio". The menu bar includes File, Edit, View, Debug, Team, XML, Data, Tools, Architecture, Test, Analyze, Window, and Help. The toolbar contains various icons for file operations and development. The main editor window displays the content of the site.xml file, which is an XML document defining features and categories for Modelica and MetaModelica tools. The XML content is as follows:

```
<category name="modelica"/>
</feature>
<feature url="features/org.modelica.mdt_0.7.16.jar" id="org.modelica.mdt" version="0.7.16">
  <category name="modelica"/>
</feature>
<feature url="features/org.modelica.mdt_0.7.17.jar" id="org.modelica.mdt" version="0.7.17">
  <category name="modelica"/>
</feature>
<feature url="features/org.modelica.mdt_0.7.18.jar" id="org.modelica.mdt" version="0.7.18">
  <category name="modelica"/>
</feature>
<feature url="features/org.modelica.mdt_0.7.19.jar" id="org.modelica.mdt" version="0.7.19">
  <category name="modelica"/>
</feature>
<feature url="features/org.modelica.mdt_0.7.20.jar" id="org.modelica.mdt" version="0.7.20">
  <category name="modelica"/>
</feature>
<feature url="features/org.modelica.mdt_0.7.21.jar" id="org.modelica.mdt" version="0.7.21">
  <category name="modelica"/>
</feature>
<feature url="features/org.modelica.mdt_0.7.22.jar" id="org.modelica.mdt" version="0.7.22">
  <category name="modelica"/>
</feature>
<feature url="features/org.modelica.mdt_0.7.23.jar" id="org.modelica.mdt" version="0.7.23">
  <category name="modelica"/>
</feature>
<feature url="features/org.modelica.mdt_0.7.24.jar" id="org.modelica.mdt" version="0.7.24">
  <category name="modelica"/>
</feature>
<feature url="features/org.modelica.mdt_0.7.25.jar" id="org.modelica.mdt" version="0.7.25">
  <category name="modelica"/>
</feature>
<feature url="features/org.modelica.mdt_0.7.26.jar" id="org.modelica.mdt" version="0.7.26">
  <category name="modelica"/>
</feature>
<category-def name="modelica" label="Modelica and MetaModelica Tools">
  <description>
    Tools for Modelica and MetaModelica
  </description>
```

The status bar at the bottom shows "Ready", "Ln 117", "Col 92", "Ch 92", and "INS".

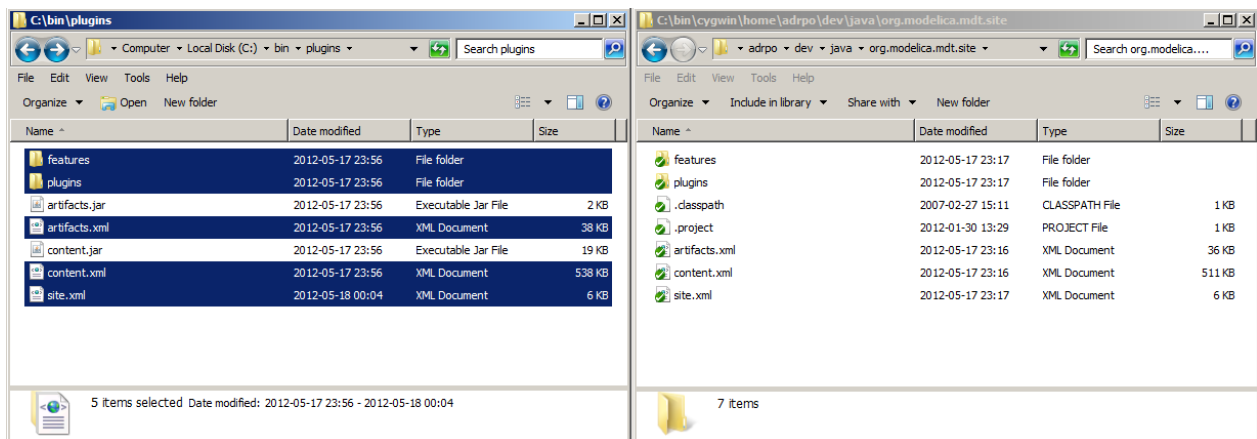
Save site.xml, exit the editor.

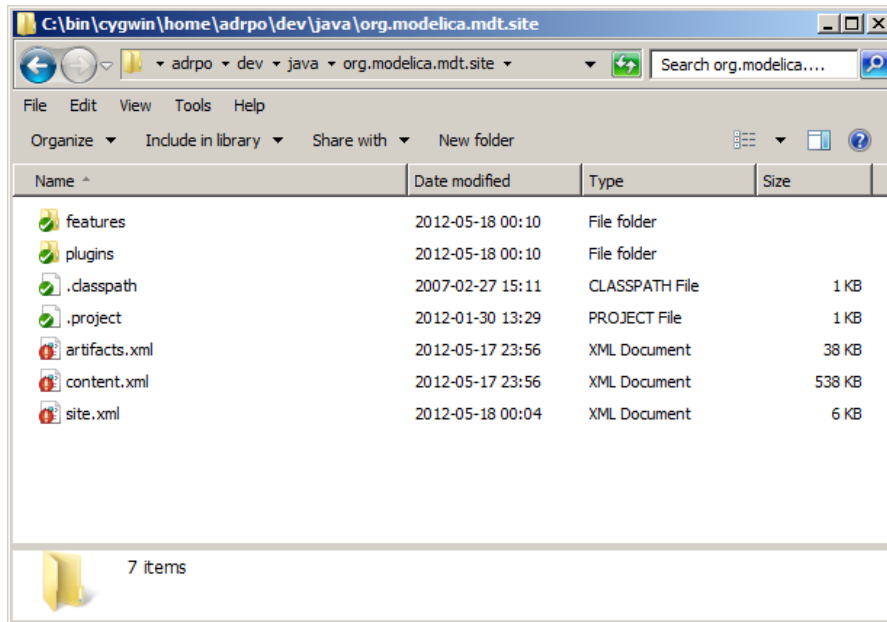
## Unpack artifacts.jar and content.jar



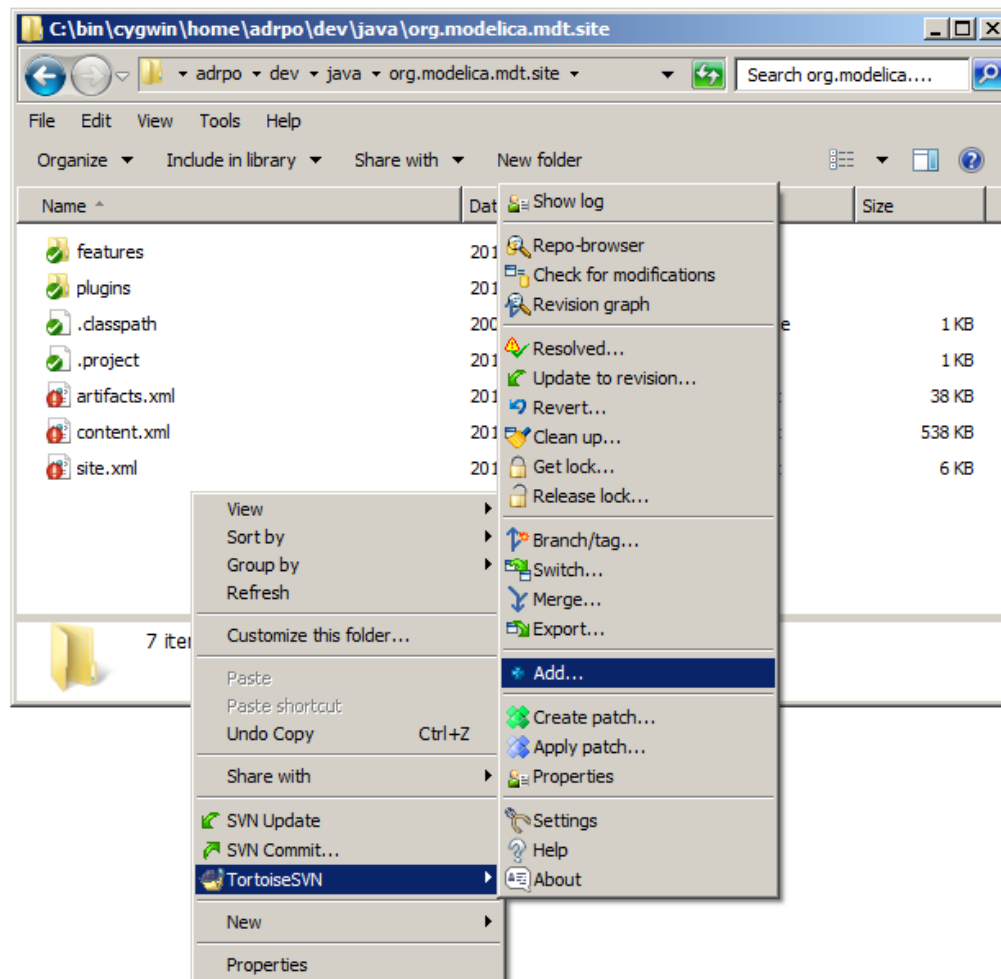
## Copy exported files to SVN working copy

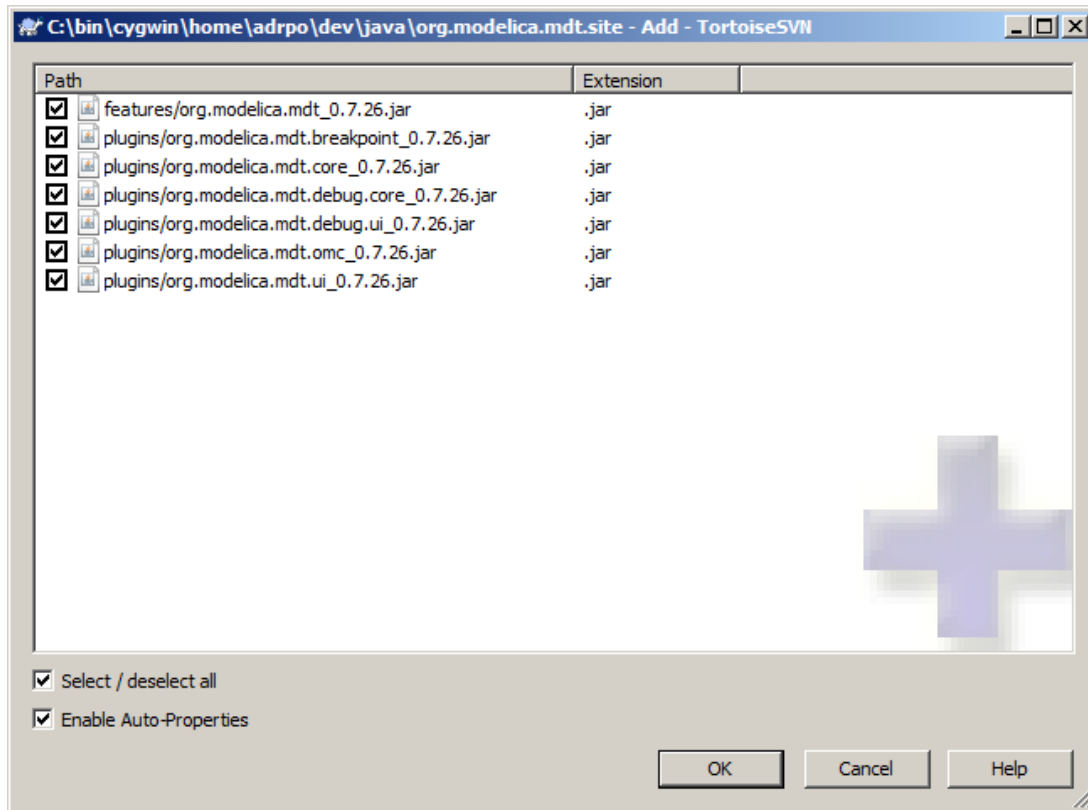
Copy and replace all the selected files from the exported feature directory to your working copy of MDT/trunk/org.modelica.mdt.site



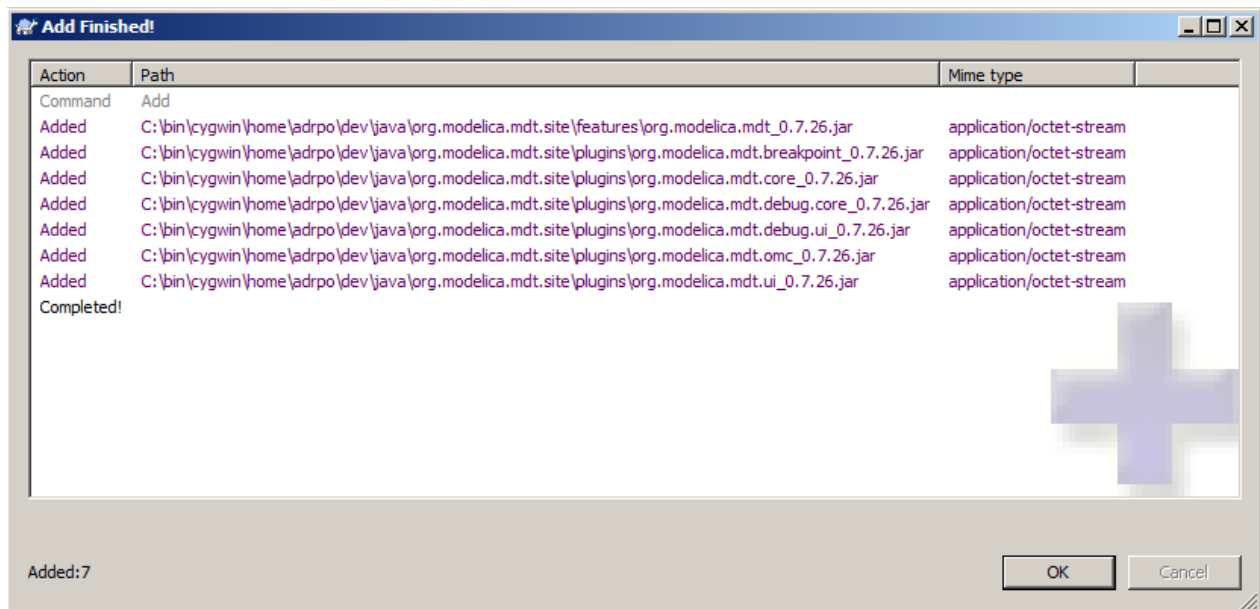


Now add all the new jars to Subversion! Right click in that directory, say TortoiseSVN->Add.





Click OK.

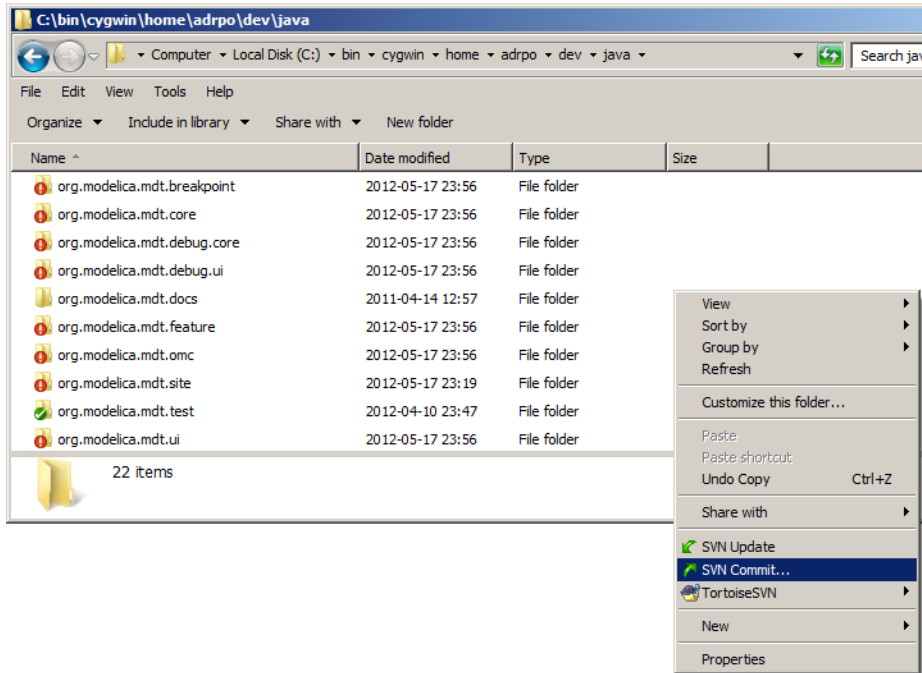


Click OK.

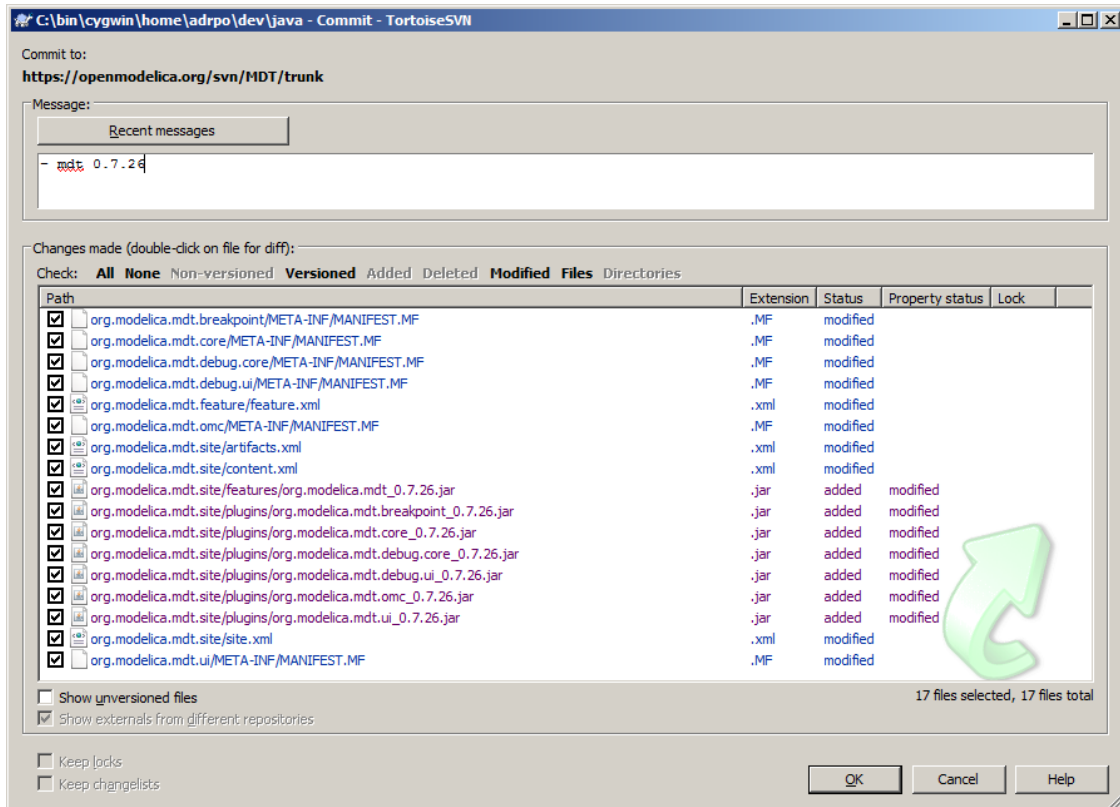


## Commit your changes

Go one level (top MDT directory) up and commit your changes.



See that all the changed files are there and write a commit log, then Click OK.



Files are now committed.


**Commit Finished!**

Action	Path	Mime type
Command	Commit	
Modified	C:\bin\cygwin\home\adrpo\dev\java\org.modelica.mdt.breakpoint\META-INF\MANIFEST.MF	
Modified	C:\bin\cygwin\home\adrpo\dev\java\org.modelica.mdt.core\META-INF\MANIFEST.MF	
Modified	C:\bin\cygwin\home\adrpo\dev\java\org.modelica.mdt.debug.core\META-INF\MANIFEST.MF	
Modified	C:\bin\cygwin\home\adrpo\dev\java\org.modelica.mdt.debug.ui\META-INF\MANIFEST.MF	
Modified	C:\bin\cygwin\home\adrpo\dev\java\org.modelica.mdt.feature\feature.xml	
Modified	C:\bin\cygwin\home\adrpo\dev\java\org.modelica.mdt.omc\META-INF\MANIFEST.MF	
Modified	C:\bin\cygwin\home\adrpo\dev\java\org.modelica.mdt.site\artifacts.xml	
Modified	C:\bin\cygwin\home\adrpo\dev\java\org.modelica.mdt.site\content.xml	
Adding	C:\bin\cygwin\home\adrpo\dev\java\org.modelica.mdt.site\features\org.modelica.mdt_0.7.26.jar	application/octet-stream
Adding	C:\bin\cygwin\home\adrpo\dev\java\org.modelica.mdt.site\plugins\org.modelica.mdt.breakpoint_0.7.26.jar	application/octet-stream
Adding	C:\bin\cygwin\home\adrpo\dev\java\org.modelica.mdt.site\plugins\org.modelica.mdt.core_0.7.26.jar	application/octet-stream
Adding	C:\bin\cygwin\home\adrpo\dev\java\org.modelica.mdt.site\plugins\org.modelica.mdt.debug.core_0.7.26.jar	application/octet-stream
Adding	C:\bin\cygwin\home\adrpo\dev\java\org.modelica.mdt.site\plugins\org.modelica.mdt.debug.ui_0.7.26.jar	application/octet-stream
Adding	C:\bin\cygwin\home\adrpo\dev\java\org.modelica.mdt.site\plugins\org.modelica.mdt.omc_0.7.26.jar	application/octet-stream
Adding	C:\bin\cygwin\home\adrpo\dev\java\org.modelica.mdt.site\plugins\org.modelica.mdt.ui_0.7.26.jar	application/octet-stream
Modified	C:\bin\cygwin\home\adrpo\dev\java\org.modelica.mdt.site\site.xml	
Modified	C:\bin\cygwin\home\adrpo\dev\java\org.modelica.mdt.ui\META-INF\MANIFEST.MF	
Sending content	C:\bin\cygwin\home\adrpo\dev\java\org.modelica.mdt.site\plugins\org.modelica.mdt.breakpoint_0.7.26.jar	
Sending content	C:\bin\cygwin\home\adrpo\dev\java\org.modelica.mdt.site\features\org.modelica.mdt_0.7.26.jar	
Sending content	C:\bin\cygwin\home\adrpo\dev\java\org.modelica.mdt.core\META-INF\MANIFEST.MF	
Sending content	C:\bin\cygwin\home\adrpo\dev\java\org.modelica.mdt.site\plugins\org.modelica.mdt.debug.ui_0.7.26.jar	
Sending content	C:\bin\cygwin\home\adrpo\dev\java\org.modelica.mdt.breakpoint\META-INF\MANIFEST.MF	
Sending content	C:\bin\cygwin\home\adrpo\dev\java\org.modelica.mdt.site\site.xml	
Sending content	C:\bin\cygwin\home\adrpo\dev\java\org.modelica.mdt.debug.ui\META-INF\MANIFEST.MF	
Sending content	C:\bin\cygwin\home\adrpo\dev\java\org.modelica.mdt.site\plugins\org.modelica.mdt.ui_0.7.26.jar	
Sending content	C:\bin\cygwin\home\adrpo\dev\java\org.modelica.mdt.site\plugins\org.modelica.mdt.debug.core_0.7.26.jar	
Sending content	C:\bin\cygwin\home\adrpo\dev\java\org.modelica.mdt.site\plugins\org.modelica.mdt.omc_0.7.26.jar	
Sending content	C:\bin\cygwin\home\adrpo\dev\java\org.modelica.mdt.site\content.xml	
Sending content	C:\bin\cygwin\home\adrpo\dev\java\org.modelica.mdt.site\artifacts.xml	
Sending content	C:\bin\cygwin\home\adrpo\dev\java\org.modelica.mdt.debug.core\META-INF\MANIFEST.MF	
Sending content	C:\bin\cygwin\home\adrpo\dev\java\org.modelica.mdt.ui\META-INF\MANIFEST.MF	
Sending content	C:\bin\cygwin\home\adrpo\dev\java\org.modelica.mdt.omc\META-INF\MANIFEST.MF	
Sending content	C:\bin\cygwin\home\adrpo\dev\java\org.modelica.mdt.feature\feature.xml	
Sending content	C:\bin\cygwin\home\adrpo\dev\java\org.modelica.mdt.site\plugins\org.modelica.mdt.core_0.7.26.jar	
Completed	At revision: 1514	

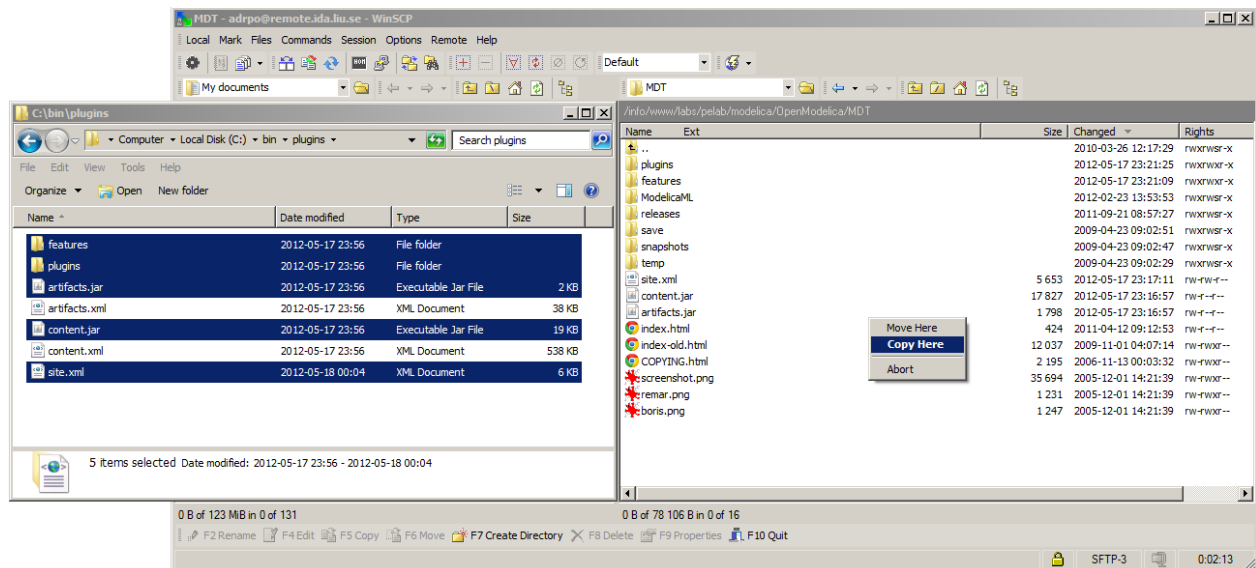
1,46 MBytes transferred in 0 minute(s) and 14 second(s)

Added: 7 Modified: 10

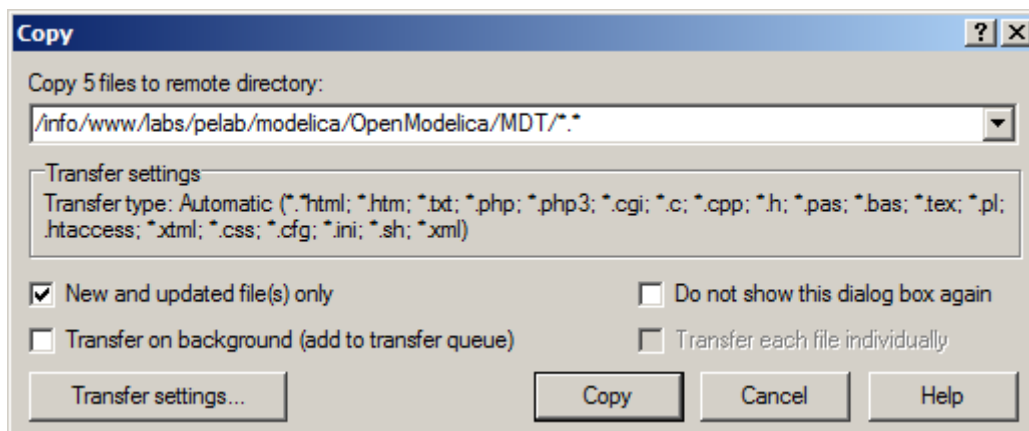
OK Cancel



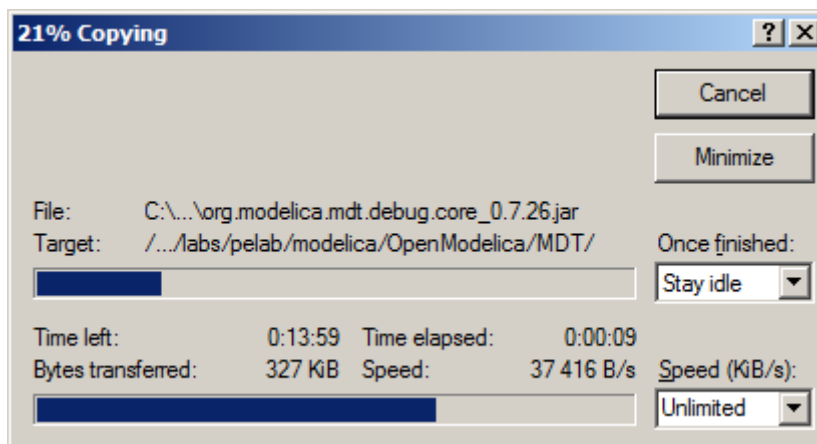
## Copy the new files to the update site



Select "New and updated files(s) only", then click "Copy".



Copy is under way



**The end**

Be proud, you've just made a new MDT version 😊.